

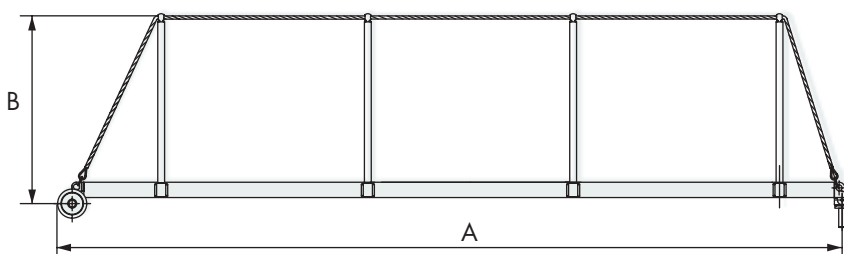




MANUALI ■ MONOELEMENTO

Passerella manuale monoelemento: esecuzione con struttura in lega leggera anodizzata, piano di calpestio in teak naturale a carabottino, candelieri estraibili.

SINGLE ELEMENT MODELS

Single element manual gangway: made of anodized light alloy, nature teak grating walking surface, extractable stanchions.



CODICE Code	Dimensione - Size					Peso Weight
	A	B	C	D	E	kg
4503100	2,5	835	480	142	380	21
4503200	3	835	480	142	380	25
4503500	4,5	835	540	142	450	54
4503600	5	835	540	142	450	61
4503650	6	835	560	142	651	75