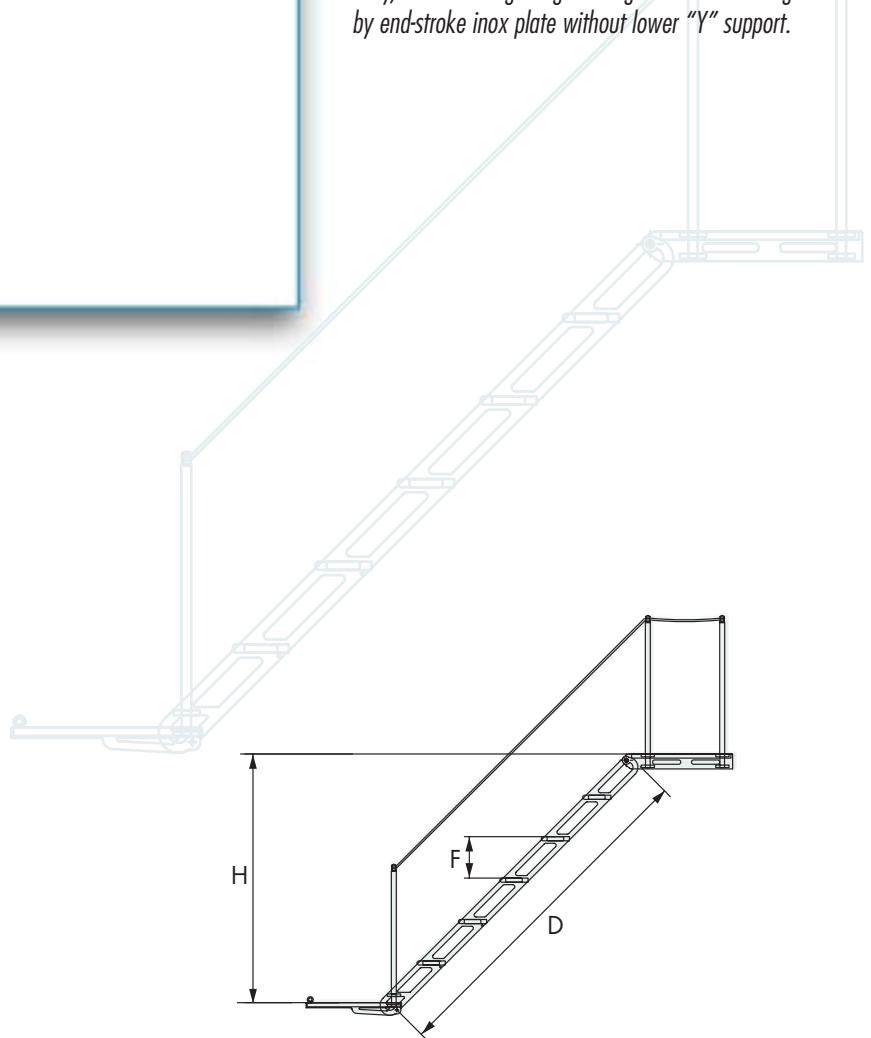
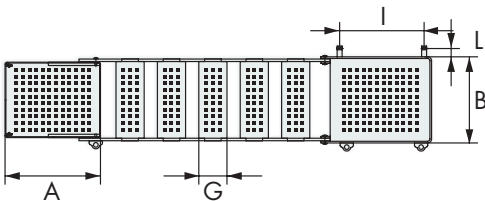
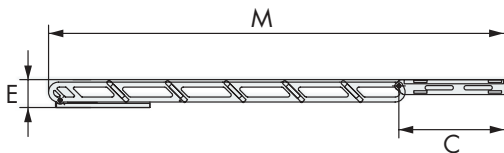


MANUALE A GRADINI FISSI

Scala reale tradizionale manuale con gradini fissi, pianerottolo inferiore ripiegabile, costruzione in lega leggera anodizzata, piano di calpestio in teak naturale a carabottino. Fissaggio a scafo con piastra in acciaio inox a scontro senza sostegno inferiore a "Y".

FIXED STEPS MANUAL MODEL

Manual classic accomodation ladder with fixed steps, folding lower platform, construction made of anodized light alloy, nature teak grating walking surface. Fastening to hull by end-stroke inox plate without lower "Y" support.



CODICE Code	Nr.Gradini Nr. Steps	Dimensione - Size											Peso Weight
		A	B	C	D	E	F	G	H	I	L	M	
4800100	3	576	520	642	1226	170	230	180	920	510	50	1938	42
4800200	4	576	520	642	1551	170	230	180	1150	510	50	2263	50
4800300	5	576	520	642	1876	170	230	180	1380	510	50	2588	56